



Martin Yale® 1611 Paper Folder



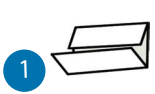
1611
Folds
3.5" x 5" to 8.5" x 14"
Fold Weights
16# Bond to 90# Text
60 gsm to 131 gsm
Manual set up of fold tables

Fold Types: **1 2 3 4 5 7**

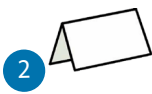
1611

- Great to use in mailrooms, offices, churches, schools, businesses and associations
- Operates at a speed of up to 9,000 sheets per hour
- Easy to use, high speed folding machines for large mail rooms, associations and offices
- Feed table has a capacity of 150 sheets of 20lb bond paper
- Automatic feeding, folding and stacking documents
- Enhanced precision paper skew adjustment to keep folds crisp and accurate
- Will fold stapled sets up to 5 sheets using manual bypass

Letter
Fold



Half
Fold



Z-Fold



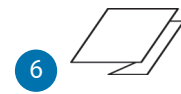
Double Parallel
Fold



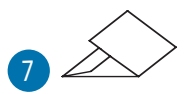
Gate
Fold



Engineering
Fold



Church
Fold



Martin Yale® Model #		1611
Benchmark Speed	sheets/hr	9,000
Standard paper size	inch cm	3.5 x 5 to 8.5 x 14 A4, A5
Paper Weight		60 gsm to 131 gsm 16# Bond to 90# Text
Manual Paper Feed	up to sheets	5
Feed Tray Capacity	up to sheets	150
Power	volts	115/230
Dimensions	W x D x H approx. inch cm	21 x 15.5 x 13.2 53 x 39 x 34
Weight	approx. ounces/lbs	40 lbs.

Martin Yale Industries, LLC
251 Wedcor Avenue Wabash, IN 46992
Phone: 800.225.5644 Fax: 260.563.4575
www.martinyale.com